



Profile

Altamir is a listed private equity company created in 1995 as a means to access Private Equity investments through the stock market. It is listed on Euronext Paris, compartment B, Ticker LTA.

The company invests primarily in or alongside the funds managed by Seven2 and Apax, two leading private equity firms with 50 years of investing experience.

In this way, Altamir offers investors access to a portfolio of companies with high-growth potential, diversified by geography and by vintage across the four sectors: Tech&Telco, Consumer, Healthcare and Services.

Objectives



Performance:

Grow Net Asset Value per share (NAV) by outperforming the benchmark indices (LPX Europe, CAC Mid & Small)

Simple, attractive and sustainable dividend policy:

2-3% of year-end NAV

Why Invest ?



- ✓ Unique value proposition
- ✓ Growth driven strategy
- ✓ Shareholder return
- ✓ Low intrinsic risk profile
- ✓ Experienced and committed manager, owning 65% of the share capital
- ✓ Tax efficiency (SCR)



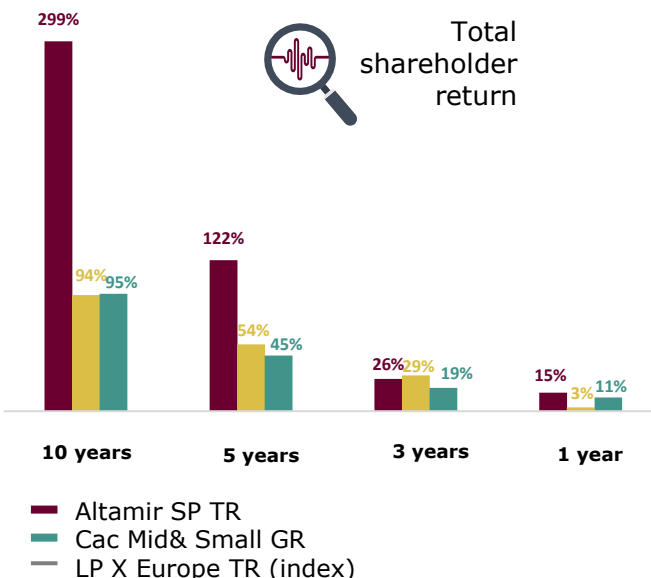
Key numbers As of 30.06.2025

NAV per share **€ 33.53** **-1.3%**
(+2.7% in H1 2024)

Investments **€ 93.5m**
(Investments & commitments)

Divestments **€ 79.7m** **1** Full exit
(Full & partial exits)

Altamir outperforms its benchmark indices



Sources: Altamir and LPX data as of 30/06/2025



Financials As of 30.06.2025



NAV **€ 1,224.4m** Market Cap **€1,040m**

Dividend per share **€1.06** Share Price **€ 28.5**

Payment date **30.09.2025** Shares in issue **36 512 301**
(at the latest)

Cash and outstanding commitments

Statutory Net cash position **€ 17.3m**

Outstanding commitment **€ 525.2m***

*Out of which €167.2m have already been invested as of 30/06/2025

Historical total return performance

	1Y % p.a	3Y % p.a	5Y % p.a	10Y % p.a
NAV per share TR	1,4%	0,5%	8,0%	11,4%
Share Price TR	-1,1%	0,2%	10,9%	12,8%
LPX Europe TR	1,1%	-0,1%	12,0%	6,9%
Share Price performance relative to LPX Europe	-2,2%	0,3%	-1,2%	5,9%



Calendar

Q3 2025 Results

14.11.2025

FY 2025 Results

13.03.2026

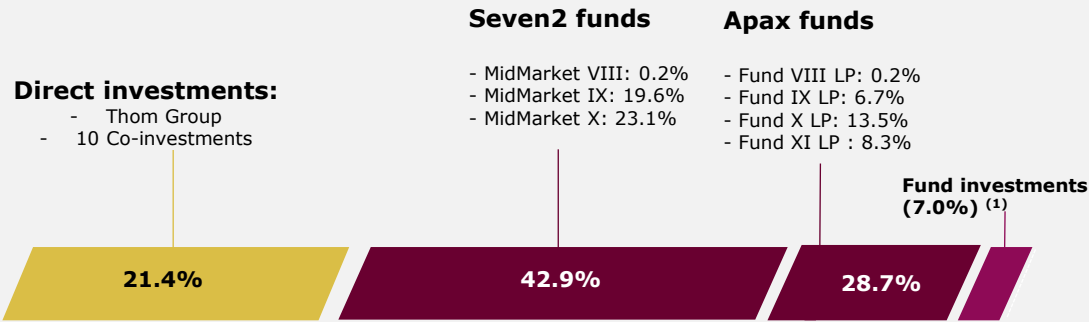


€1,569.0m at Fair Value - 69 companies

Portfolio performance

LTM average EBITDA growth as of 30/06/2025: + 3.7%

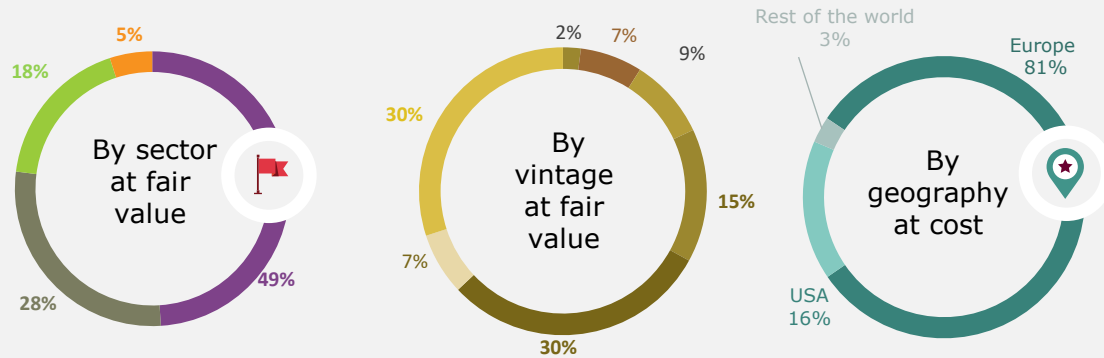
Breakdown of the portfolio



21.4% in direct investments 71.6% via the Seven2 / Apax funds

(1) Fund investments : Altaroc Odyssey 2021, 2022, 2023, & 2024, Apax Development I & II, Apax Digital I & II

% of portfolio as of 30/06/2025



- Tech&Telco (30 companies)
- Services (23 companies)
- Consumer (10 companies)
- Healthcare (6 companies)

- 2025 (3 companies)
- 2024 (6 companies)
- 2023 (6 companies)
- 2022 (10 companies)
- 2021 (17 companies)
- 2020 (6 companies)
- 2019 and earlier (21 companies)

- Europe
- USA
- Rest of the world

The 20 largest investments represent 67% of the portfolio at fair value

30/06/2025	Sector	Year of investment	Residual Cost in m€	Fair Market Value in m€	% of portfolio at fair value
THOM	Consumer	2021	45,7	220,3	14,0%
Dstny	Tech & Telco	2019	53,3	117,9	7,5%
Graitec	Tech & Telco	2019	34,7	97,9	6,2%
Odin Groep	Tech & Telco	2022	55,1	71,2	4,5%
Odigo	Tech & Telco	2020	46,4	59,9	3,8%
AEB	Services	2018	40,1	59,9	3,8%
Vitaprotech	Tech & Telco	2023	38,8	54,2	3,5%
Opteven	Services	2022	41,0	52,5	3,3%
InfoVista	Tech & Telco	2016	58,1	38,1	2,4%
Mental Care Group	Healthcare	2021	39,8	35,7	2,3%
Fulgard	Services	2024	30,1	30,1	1,9%
Expereo	Tech & Telco	2021	28,4	28,4	1,8%
PIB Group	Services	2021	13,2	25,6	1,6%
Infraneo	Services	2023	21,3	25,2	1,6%
Project Viper	Services	2022	17,0	24,7	1,6%
Efficy	Tech & Telco	2021	15,1	23,5	1,5%
Lumion	Tech & Telco	2024	21,9	21,9	1,4%
Crystal	Services	2021	18,5	21,8	1,4%
ThoughtWorks	Tech & Telco	2017	18,9	21,5	1,4%
IFS	Tech & Telco	2022	12,5	18,6	1,2%
Total 20 largest investments			650,1	1 048,9	66,8%
Other Services			97,2	165,7	10,6%
Other Tech & Telco			118,9	165,3	10,5%
Other Consumer			34,0	48,4	3,1%
Other Healthcare			22,0	30,8	2,0%
Funds			91,6	110,0	7,0%
Total Portfolio			1 013,9	1 569,0	100,0%

Total Portfolio	1 569,04	128,1%
Provision for carried interest	-132,12	-10,8%
Other assets and liabilities	-50,10	-4,1%
Cash (Debt)	-162,42	
Net Asset Value	1 224,40	113%

General Partner & Manager

Altamir Gérance

Chairman & CEO

Maurice Tchenio

Supervisory Board

Jean Estin
Dominique Cerutti
Marleen Groen
Anne Landon

Altamir's team

Maurice Tchenio
CEO
Eric Sabia
CFO
Claire Peyssard
CPR

CONTACT DETAILS



Altamir
61 rue des Belles Feuilles,
75116 Paris
Phone : +33 6 34 32 38 97
investors@altamir.fr
www.altamir.fr