



Profile

Altamir is a listed private equity company created in 1995 as a means to access Private Equity investments through the stock market. It is listed on Euronext Paris, compartment B, Ticker LTA.

The company invests primarily in or alongside the funds managed by Seven2 and Apax, two leading private equity firms with 50 years of investing experience.

In this way, Altamir offers investors access to a portfolio of companies with high-growth potential, diversified by geography and by vintage across the four sectors: Tech&Telco, Consumer, Healthcare and Services.

Objectives



Performance:

Grow Net Asset Value per share (NAV) by outperforming the benchmark indices (LPX Europe, CAC Mid & Small)

Simple, attractive and sustainable dividend policy:

2-3% of year-end NAV

Why Invest ?



- ✓ Unique value proposition
- ✓ Growth driven strategy
- ✓ Shareholder return
- ✓ Low intrinsic risk profile
- ✓ Experienced and committed manager, owning 65% of the share capital
- ✓ Tax efficiency (SCR)



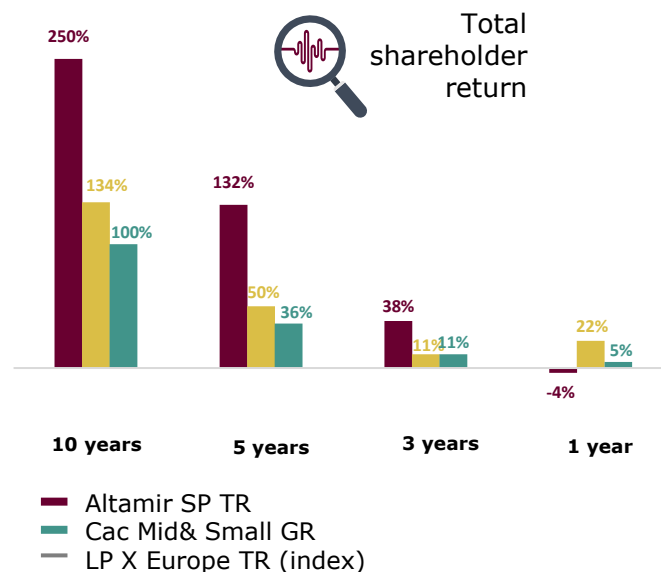
Key numbers As of 31.12.2023

NAV per share **€ 35.62** **+2.1%**
(-2.0% in FY 2022)

Investments **€ 81.5m**
(Investments & commitments)

Divestments **€ 24.4m** **4** Full exits
(Full & partial exits)

Altamir outperforms its benchmark indices



Sources: Altamir and LPX data as of 31/12/2023



Financials As of 31.12.2023



NAV **€ 1,300.7m** Market Cap **€ 869m**

Dividend per share **€1.08** Share Price **€ 23.8**

Payment date **24.05.2024** Shares in issue **36 512 301**

Cash and outstanding commitments

Statutory Net cash position **€ -43.2m**

Outstanding commitment **€ 601.1m***

*Out of which €85.9m have already been invested as of 31/12/2023

Historical total return performance

	1Y % p.a	3Y % p.a	5Y % p.a	10Y % p.a
NAV per share TR	2,2%	8,2%	13,8%	12,4%
Share Price TR	-4,1%	11,4%	18,3%	13,4%
LPX Europe TR	22,3%	3,6%	8,4%	8,9%
Share Price performance relative to LPX Europe	-26,4%	7,8%	9,9%	4,5%



Calendar

**Q1 2024
Results**

16.05.2024

**H1 2024
Results**

12.09.2024



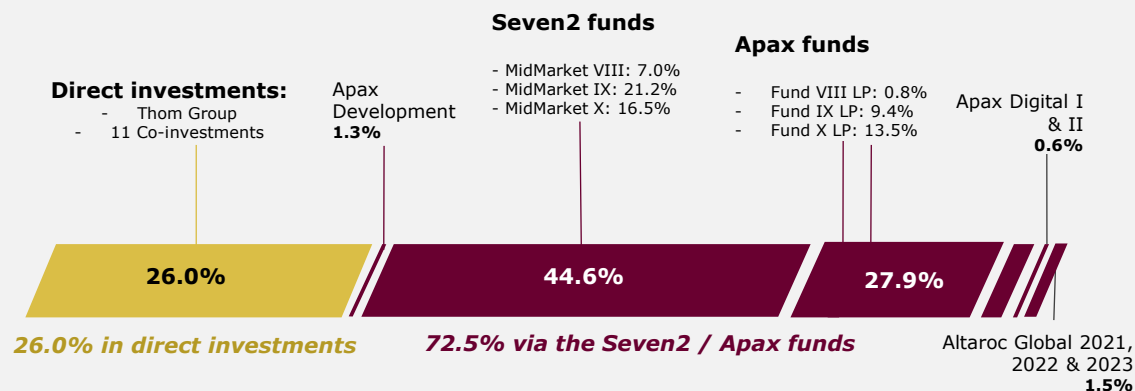
Portfolio as of 31.12.2023

€1,634m at Fair Value - 71 companies

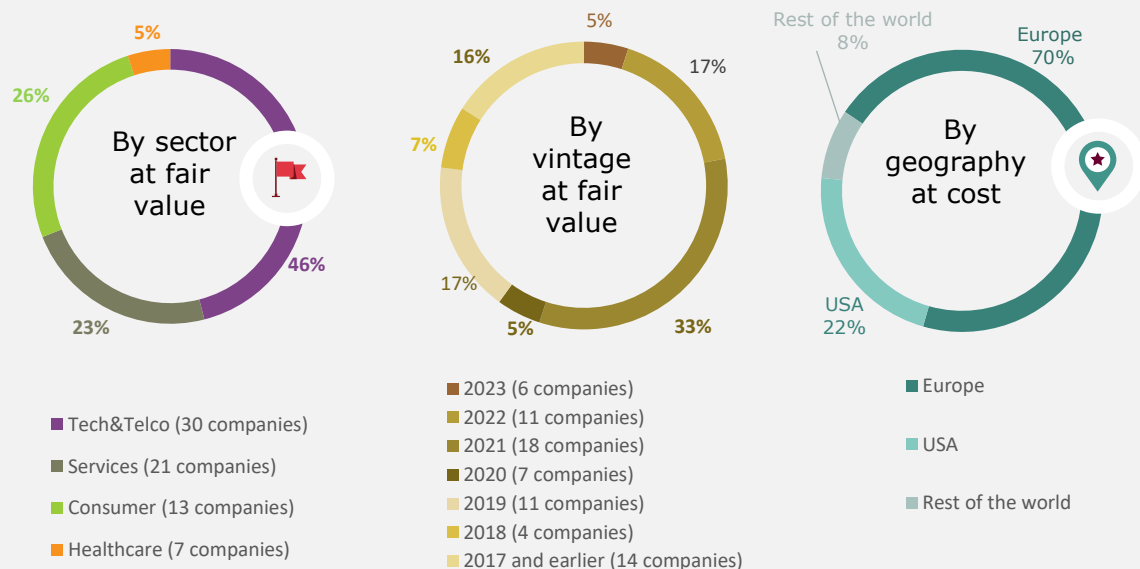
Portfolio performance

FY average EBITDA growth as of 31.12.2023: + 6%

Breakdown of the portfolio



% of portfolio as of 31/12/2023



Net Asset Value as of 31.12.2023



The 20 largest investments represent 72% of the portfolio at fair value

31/12/2023	Sector	Year of investment	Residual cost in €m	Fair value in €m	% of portfolio at fair value
THOM	Consumer	2021	59,4	257,3	15,7%
Europe Snacks	Consumer	2013	45,6	111,5	6,8%
Dstny	Tech & Telco	2019	53,3	110,0	6,7%
Marlink	Tech & Telco	2022	38,8	91,7	5,6%
Graitec	Tech & Telco	2019	34,8	79,5	4,9%
AEB	Services	2018	40,0	58,9	3,6%
Odin Groep	Tech & Telco	2022	54,7	57,7	3,5%
Crystal	Services	2021	24,1	47,0	2,9%
InfoVista	Tech & Telco	2016	52,8	46,7	2,9%
Odigo	Tech & Telco	2020	39,1	43,5	2,7%
Opteven	Services	2022	40,9	40,9	2,5%
Entoria	Services	2017	55,9	36,3	2,2%
Vitaprotech	Tech & Telco	2023	29,7	35,6	2,2%
Mentaal Beter	Healthcare	2021	35,4	28,8	1,8%
Expereo	Tech & Telco	2021	28,4	28,4	1,7%
Assured Partners	Services	2019	8,9	25,9	1,6%
Efficy	Tech & Telco	2021	15,1	20,9	1,3%
P.I.B. Group	Services	2021	13,2	20,8	1,3%
TOI TOI & DIXI	Services	2019	0,1	19,7	1,2%
Trade Me	Services	2019	6,6	16,8	1,0%
Total 20 largest investments			676,8	1 178,1	72,1%
Other Services			80,2	115,6	7,1%
Other Tech & Telco			107,5	167,7	10,3%
Other Consumer			38,1	62,8	3,8%
Other Healthcare			35,4	51,0	3,1%
Funds			44,5	58,8	3,6%
Total Portfolio			982,5	1 634,1	100,0%

Total Portfolio	1 634,07	125,6%
Provision for carried interest	-172,25	-13,2%
Other assets and liabilities	-28,36	-2,2%
Cash (Debt)	-132,75	-10,2%
Net Asset Value	1 300,71	100%

General Partner & Manager

Altamir Gérance

Chairman & CEO

Maurice Tchenio

Supervisory Board

Jean Estin
Dominique Cerutti
Marleen Groen
Anne Landon

Altamir's team

Maurice Tchenio
CEO
Eric Sabia
CFO
Claire Peyssard
CPR

CONTACT DETAILS

Altamir
61 rue des Belles Feuilles,
75116 Paris
Phone : +33 6 34 32 38 97
investors@altamir.fr
www.altamir.fr