



## Profile

**Altamir is a listed private equity company** created in 1995 as a means to access Private Equity investments through the stock market. It is listed on Euronext Paris, compartment B, Ticker LTA.

The company invests primarily in or alongside the funds managed by Apax Partners SAS and Apax Partners LLP, two leading private equity firms with 50 years of investing experience.

In this way, Altamir offers investors access to a portfolio of companies with high-growth potential, diversified by geography and by vintage across the four sectors in which Apax specialises: Tech&Telco, Consumer, Healthcare and Services.

## Objectives



### Performance:

Grow Net Asset Value per share (NAV) by outperforming the benchmark indices (LPX Europe, CAC Mid & Small)

### Simple, attractive and sustainable dividend policy:

2-3% of year-end NAV

## Why Invest ?



- ✓ Unique value proposition
- ✓ Growth driven strategy
- ✓ Shareholder return
- ✓ Low intrinsic risk profile
- ✓ Experienced and committed manager, owning 65% of the share capital
- ✓ Tax efficiency (SCR)



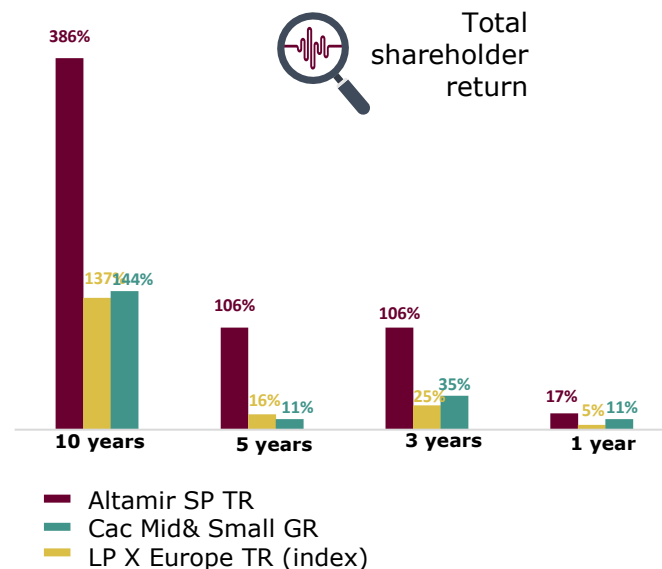
## Key numbers As of 30.06.2023

NAV per share **€ 35.17** **+0.9%**  
(-2.7% in H1 2022)

Investments **€ 37.7m**  
(Investments & commitments)

Divestments **€ 12.1m** **2** Full exits  
(Full & partial exits)

## Altamir outperforms its benchmark indices



Sources: Altamir and LPX data as of 31/03/2022



## Financials As of 30.06.2023



NAV **€ 1,284.0m** Market Cap **€ 1,015m**

Dividend per share **€1.08** Share Price **€ 27.8**

Payment date **27.05.2023** Shares in issue **36 512 301**

## Cash and outstanding commitments

Statutory Net cash position **€ 51.3m**

Outstanding commitment **€ 670.1m\***

\*Including €114.8m committed but not yet called

## Historical total return performance

	1Y % p.a	3Y % p.a	5Y % p.a	10Y % p.a
NAV per share TR	1,7%	11,9%	14,1%	13,3%
Share Price TR	17,2%	27,3%	15,5%	17,1%
LPX Europe TR	4,5%	7,7%	2,9%	9,0%
<b>Share Price performance relative to LPX Europe</b>	<b>12,7%</b>	<b>19,6%</b>	<b>12,6%</b>	<b>8,1%</b>



## Calendar

**Q3 2023  
Results**

08.11.2023



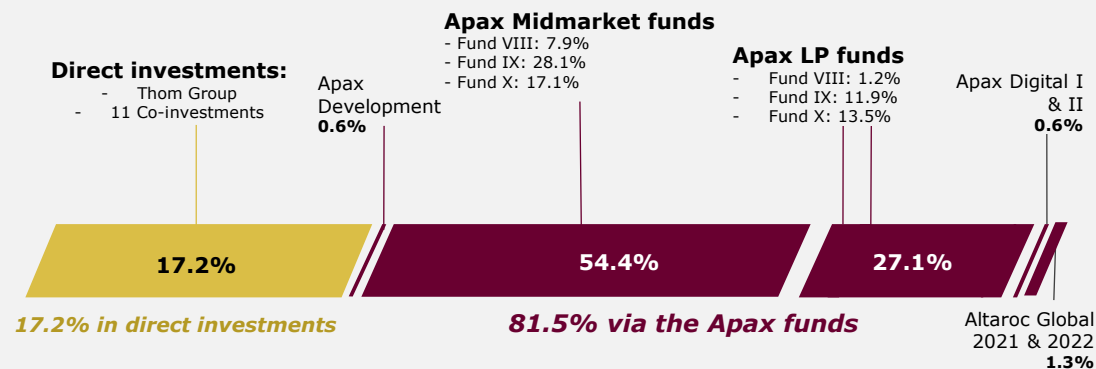
## Portfolio as of 30.06.2023

€1,541.5m(\*) at Fair Value - 68 companies

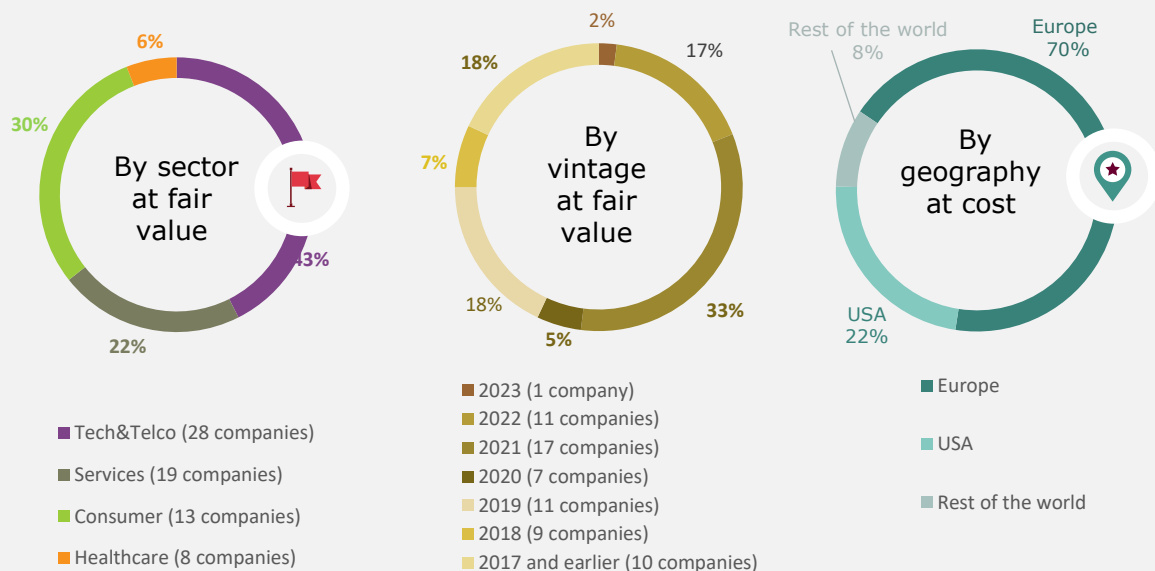
### Portfolio performance

LTM average EBITDA growth as of 30.06.2023: + 1.4%

### Breakdown of the portfolio



### % of portfolio as of 30/06/2023



## Net Asset Value as of 30 June 2023

The 20 largest investments represent 74% of the portfolio at fair value (\*)



30/06/2023	Sector	Year of investment	Residual cost in Cm	Fair value in Cm	% of portfolio at fair value
THOM	Consumer	2021	59,4	242,1	15,7%
Europe Snacks	Consumer	2013	45,6	111,5	7,2%
Dstny	Tech & Telco	2019	53,3	108,9	7,1%
Marlink	Tech & Telco	2022	38,8	90,2	5,8%
Graitec	Tech & Telco	2019	34,8	68,4	4,4%
AEB	Services	2018	40,2	57,5	3,7%
Odin Groep	Tech & Telco	2022	54,7	54,9	3,6%
InfoVista	Tech & Telco	2016	50,2	44,7	2,9%
Opteven	Services	2022	41,7	41,7	2,7%
Odigo	Tech & Telco	2020	36,8	41,1	2,7%
Crystal	Services	2021	24,1	39,5	2,6%
Mentaal Beter	Healthcare	2021	35,3	35,3	2,3%
Entoria	Services	2017	54,3	34,5	2,2%
Vitaprotech	Tech & Telco	2022	29,8	29,8	1,9%
Expereo	Tech & Telco	2021	28,4	28,4	1,8%
Assured Partners	Services	2019	8,9	27,6	1,8%
TOI TOI & DIXI	Services	2019	0,3	21,2	1,4%
Efficy	Tech & Telco	2021	14,5	20,0	1,3%
P.I.B. Group	Services	2021	12,1	18,5	1,2%
Candela	Healthcare	2017	5,9	18,4	1,2%
<b>Total 20 largest investments</b>			<b>669,3</b>	<b>1134,1</b>	<b>73,6%</b>
Other Services			62,0	89,9	5,8%
Other Tech & Telco			92,4	159,5	10,3%
Other Consumer			47,0	64,8	4,2%
Other Healthcare			32,1	41,3	2,7%
Funds			40,6	52,0	3,4%
<b>Total Portfolio</b>			<b>943,4</b>	<b>1 541,5</b>	<b>100,0%</b>

Provision for carried interest			(168,13)
Other assets & liabilities			2,45
Cash (Debt)			(91,62)
<b>Net Asset Value</b>			<b>1,284.19</b>

(\*) Portfolio value – Management Accounts

### General Partner & Manager

Altamir Gérance

### Chairman & CEO

Maurice Tchenio

### Supervisory Board

Jean Estin  
Dominique Cerutti  
Marleen Groen  
Anne Landon

### Altamir's team

Maurice Tchenio  
CEO  
Eric Sabia  
CFO  
Claire Peyssard  
CPR

### CONTACT DETAILS



**Altamir**  
1 rue Paul Cézanne,  
75008 Paris  
Phone : +331 53 65 01 74  
investors@altamir.fr  
www.altamir.fr