



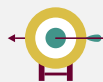
## Profile

**Altamir is a listed private equity company** created in 1995 as a means to access Private Equity investments through the stock market. It is listed on Euronext Paris, compartment B, Ticker LTA.

The company invests primarily in or alongside the funds managed by Apax Partners SAS and Apax Partners LLP, two leading private equity firms with 50 years of investing experience.

In this way, Altamir offers investors access to a portfolio of companies with high-growth potential, diversified by geography and by vintage across the four sectors in which Apax specialises: Tech&Telco, Consumer, Healthcare and Services.

## Objectives



### Performance:

Grow Net Asset Value per share (NAV) by outperforming the benchmark indices (LPX Europe, CAC Mid & Small)

### Simple, attractive and sustainable dividend policy:

2-3% of year-end NAV

## Why Invest ?



- ✓ Unique value proposition
- ✓ Growth driven strategy
- ✓ Shareholder return
- ✓ Low intrinsic risk profile
- ✓ Experienced and committed manager, owning 65% of the share capital
- ✓ Tax efficiency (SCR)



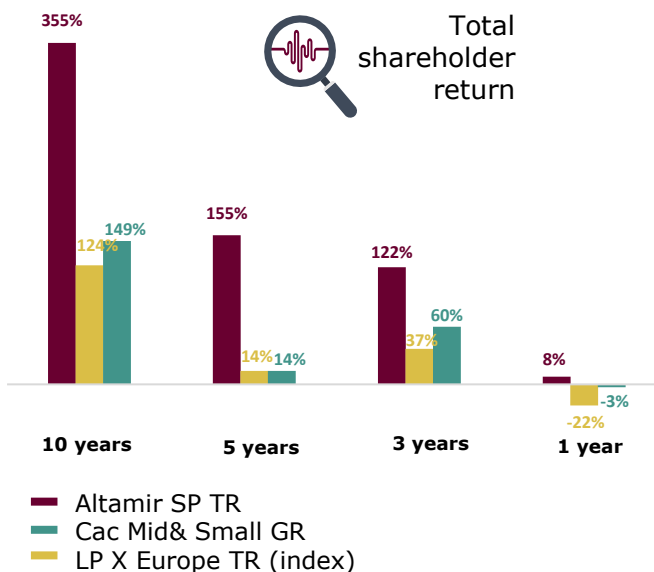
## Key numbers As of 31.03.2023

NAV per share € **35.59** **-0.9%**  
(-2.5% in Q1 2022)

Investments **-**  
(Investments & commitments)

Divestments € **7.1m** **1** Full exit  
(Full & partial exits)

## Altamir outperforms its benchmark indices



Sources: Altamir and LPX data as of 31/03/2022



## Financials As of 31.03.2023



NAV	€ <b>1,299.6m</b>	Market Cap	€ <b>993m</b>
Dividend per share	€ <b>1.08</b>	Share Price	€ <b>27.2</b>
Payment date	<b>27.05.2023</b>	Shares in issue	<b>36 512 301</b>

## Cash and outstanding commitments

Statutory Net cash position	€ <b>98.8m</b>
Outstanding commitment	€ <b>683.7m*</b>

\*Including €88.8m committed but not yet called

## Historical total return performance

	1Y % p.a	3Y % p.a	5Y % p.a	10Y % p.a
NAV per share TR	-0,5%	17,2%	14,3%	13,4%
Share Price TR	7,5%	30,4%	20,6%	16,4%
LPX Europe TR	-22,2%	11,2%	2,6%	8,4%
<b>Share Price performance relative to LPX Europe</b>	<b>29,8%</b>	<b>19,2%</b>	<b>18,0%</b>	<b>8,0%</b>



## Calendar

**H2 2023 Results**

07.09.2023

**Q3 2023 Results**

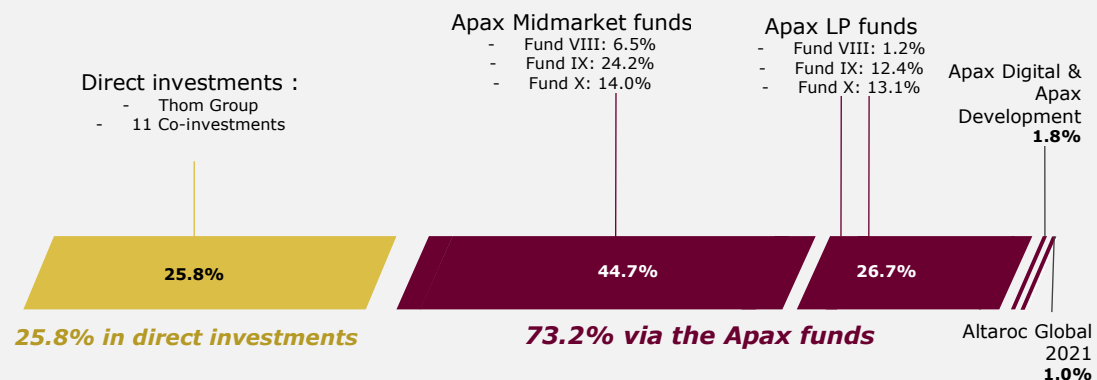
08.11.2023

**€1,468M(\*) at Fair Value - 69 companies**

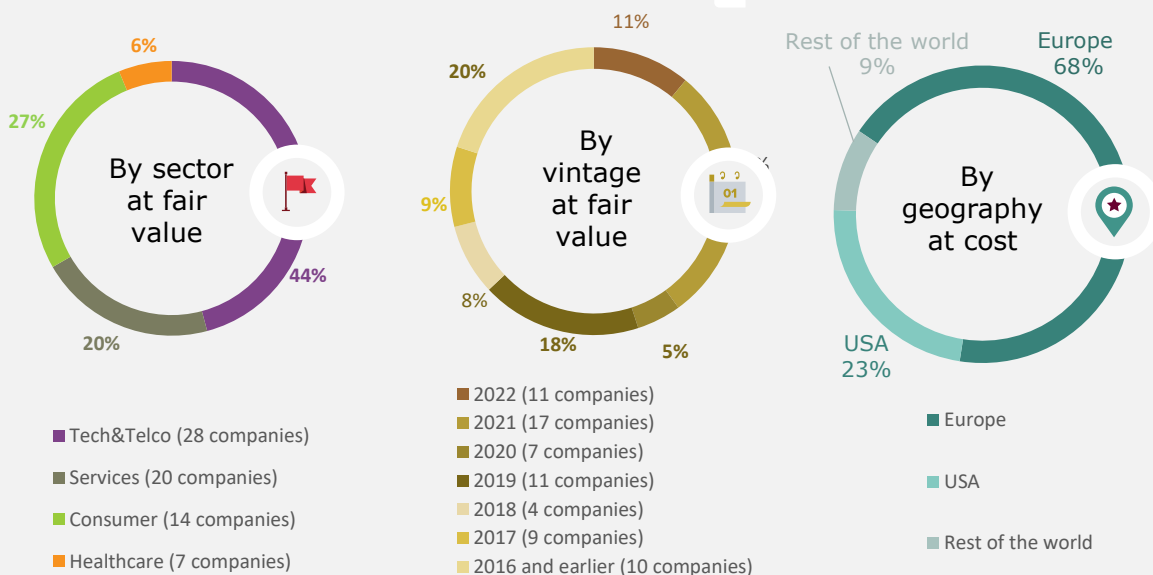
**Portfolio performance**

LTM average EBITDA growth as of 31.12.2022: **+ 14.8%**

**Breakdown of the portfolio**



**% of portfolio as of 31/12/2022**



The 20 largest investments represent 75% of the portfolio at fair value (\*)

31/12/2022	Sector	Year of investment	Residual cost in €m	Fair value in €m	% of portfolio at fair value
THOM Group	Consumer	2021	59,4	208,0	14%
Dstny	Tech & Telco	2019	52,1	107,8	7%
InfoVista	Tech & Telco	2016	50,2	93,6	6%
Snacks Developpement	Consumer	2013	38,2	90,2	6%
Marlink	Tech & Telco	2022	38,8	70,1	5%
Graitec	Tech & Telco	2019	34,8	57,3	4%
AEB	Financial Services	2018	40,2	57,1	4%
Odin Groep	Tech & Telco	2022	54,8	54,8	4%
Entoria	Financial Services	2017	54,3	50,9	3%
Opteven	Financial Services	2022	47,5	47,5	3%
Crystal	Financial Services	2021	22,6	36,6	2%
Odigo	Tech & Telco	2020	34,6	36,4	2%
Mentaal Beter	Healthcare	2021	35,3	31,2	2%
ThoughtWorks	Tech & Telco	2017	0,0	29,5	2%
Assured Partners	Financial Services	2019	8,9	27,4	2%
Expereo	Tech & Telco	2021	28,4	25,0	2%
TOI TOI & DIXI	Financial Services	2019	0,3	20,5	1%
Candela	Healthcare	2017	5,9	19,5	1%
P.I.B. Group	Financial Services	2021	12,1	18,7	1%
Efficcy	Tech & Telco	2021	14,5	18,4	1%
<b>Total 20 largest investments</b>			<b>632,9</b>	<b>1100,2</b>	<b>75%</b>
<b>Other Services</b>			65,1	85,1	6%
<b>Other Tech &amp; Telco</b>			98,0	142,1	10%
<b>Other Consumer</b>			51,7	68,1	5%
<b>Other Healthcare</b>			31,4	31,8	2%
<b>Funds</b>			32,8	40,7	3%
<b>Total Portfolio</b>			<b>911,9</b>	<b>1 468,0</b>	<b>100%</b>
<b>Provision for carried interest</b>				-172,4	-13,1%
<b>Other assets and liabilities</b>				18,4	1,4%
<b>Cash (Debt)</b>				-2,0	-0,2%
<b>Net Asset Value</b>				<b>1 312,0</b>	<b>100%</b>

(\*) Portfolio value – Management Accounts

**General Partner & Manager**

Altamir Gérance

**Chairman & CEO**

Maurice Tchenio

**Supervisory Board**

Jean Estin  
Dominique Cerutti

Marleen Groen  
Anne Landon

**Altamir's team**

Maurice Tchenio  
CEO  
Eric Sabia  
CFO  
Claire Peyssard  
CPR

**CONTACT DETAILS**

**Altamir**  
 1 rue Paul Cézanne,  
 75008 Paris  
 Phone : +331 53 65 01 74  
 investors@altamir.fr  
 www.altamir.fr